



## **Activity Survey 2020**

### **Hemel Hempstead School**

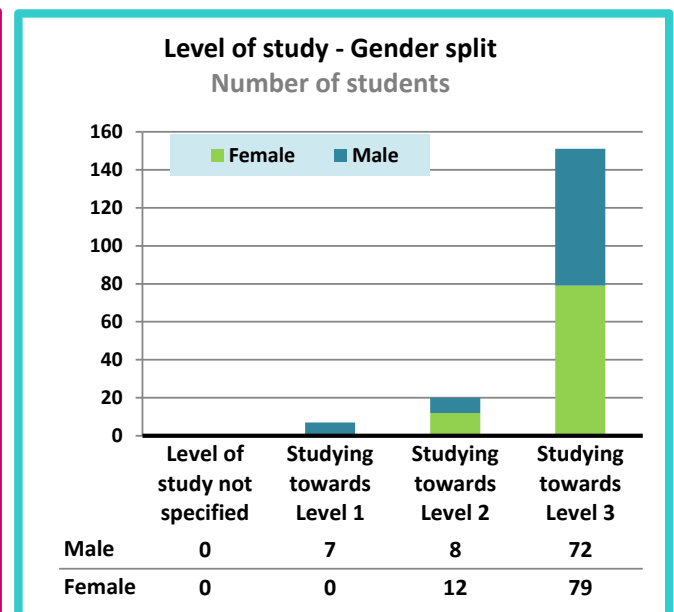
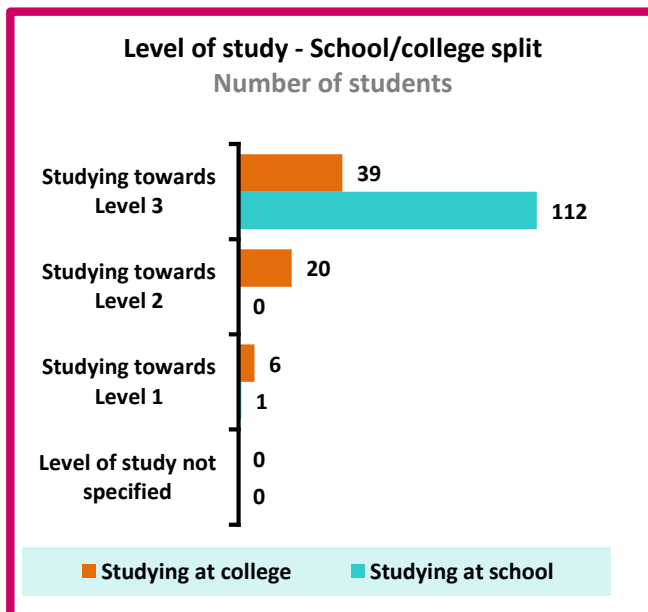
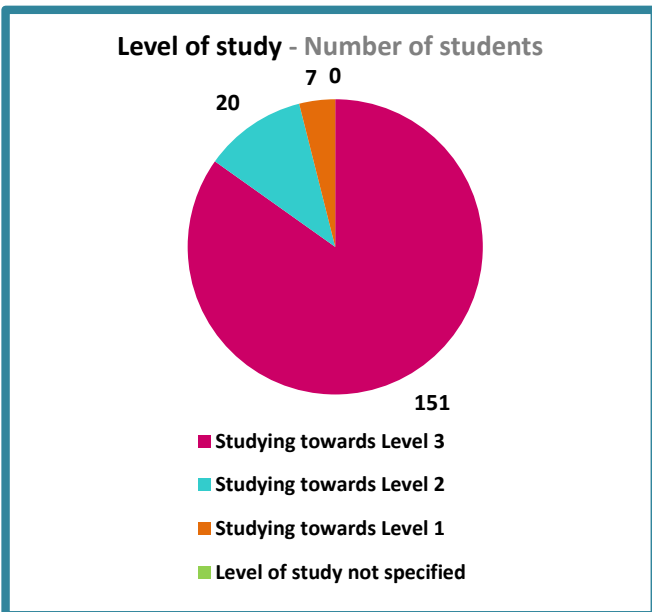
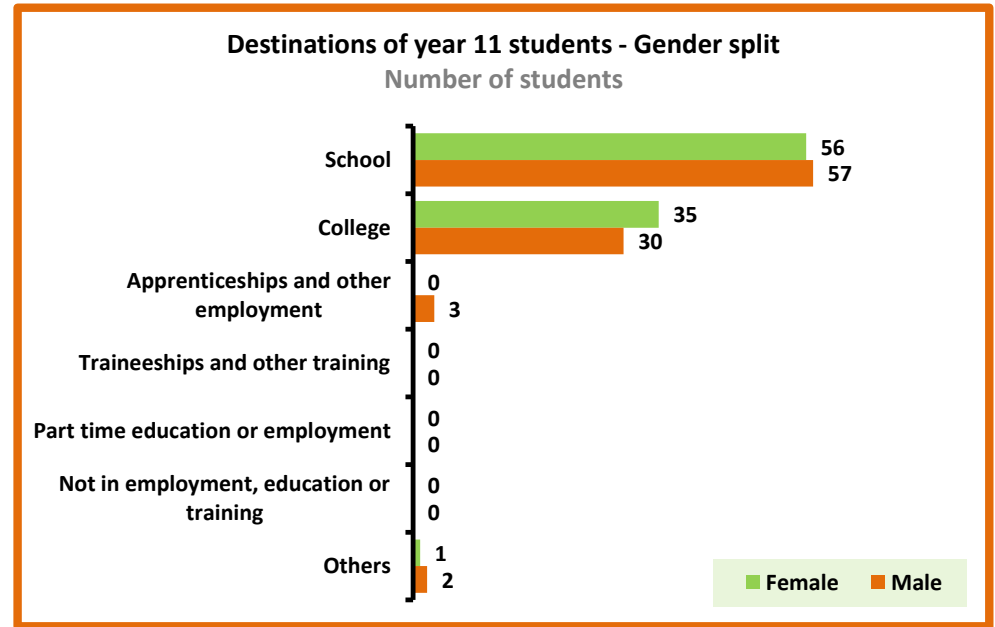
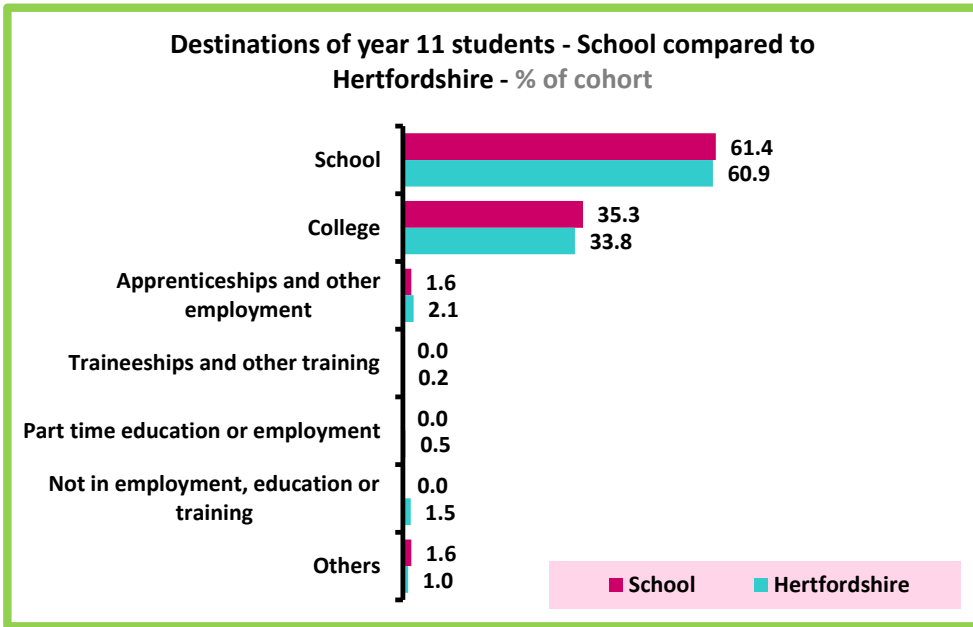
Dacorum District



[www.ychertfordshire.org](http://www.ychertfordshire.org)  
0300 123 7538  
[yc@hertfordshire.gov.uk](mailto:yc@hertfordshire.gov.uk)

# Hemel Hempstead School

## Charts showing data about the choices made by your 2020 year 11 students



| ACTIVITY SURVEY 2020 - Year 11                            |           |           | In Learning % 97.8 |           |              |
|---|-----------|-----------|--------------------|-----------|--------------|
| Hemel Hempstead School                                    | Female    | Male      | M/F TOT            | LDD       | %            |
| <b>Within FTE School leading to:</b>                      | <b>56</b> | <b>57</b> | <b>113</b>         | <b>9</b>  | <b>61.4</b>  |
| GCE AS/A2/IB course                                       | 56        | 56        | 112                | 8         | 60.9         |
| Vocational Crse NVQ 3 or equivalent                       | 0         | 0         | 0                  | 0         | 0.0          |
| Vocational Crse NVQ 2 or equivalent                       | 0         | 0         | 0                  | 0         | 0.0          |
| Vocational Crse NVQ 1 or equivalent                       | 0         | 1         | 1                  | 1         | 0.5          |
| GCSE Course   | 0         | 0         | 0                  | 0         | 0.0          |
| Other courses incl SEN courses                            | 0         | 0         | 0                  | 0         | 0.0          |
| Continuation on 2 yr course                               | 0         | 0         | 0                  | 0         | 0.0          |
| <b>Within FTE FE College leading to:</b>                  | <b>35</b> | <b>30</b> | <b>65</b>          | <b>11</b> | <b>35.3</b>  |
| GCE AS/A2/IB course                                       | 1         | 0         | 1                  | 0         | 0.5          |
| Vocational Crse NVQ 3 or equivalent                       | 22        | 16        | 38                 | 5         | 20.7         |
| Vocational Crse NVQ 2 or equivalent                       | 12        | 8         | 20                 | 3         | 10.9         |
| Vocational Crse NVQ 1 or equivalent                       | 0         | 6         | 6                  | 3         | 3.3          |
| GCSE Course   | 0         | 0         | 0                  | 0         | 0.0          |
| Other courses incl SEN courses                            | 0         | 0         | 0                  | 0         | 0.0          |
| Continuation on 2 yr course                               | 0         | 0         | 0                  | 0         | 0.0          |
| Higher Education qualification                            | 0         | 0         | 0                  | 0         | 0.0          |
| Gap Year Students/Travelling                              | 0         | 0         | 0                  | 0         | 0.0          |
| <b>Training (non-emp) TOTAL</b>                           | <b>0</b>  | <b>0</b>  | <b>0</b>           | <b>0</b>  | <b>0.0</b>   |
| Found Mod Apprenticeship                                  | 0         | 0         | 0                  | 0         | 0.0          |
| Other Gov Supported Training                              | 0         | 0         | 0                  | 0         | 0.0          |
| Traineeships  | 0         | 0         | 0                  | 0         | 0.0          |
| Other Funded Trng eg Foundation Learning                  | 0         | 0         | 0                  | 0         | 0.0          |
| <b>Employment TOTAL</b>                                   | <b>0</b>  | <b>3</b>  | <b>3</b>           | <b>0</b>  | <b>1.6</b>   |
| Advanced Modern Apprenticeship                            | 0         | 1         | 1                  | 0         | 0.5          |
| Foundation Modern Apprenticeship                          | 0         | 0         | 0                  | 0         | 0.0          |
| With accredited training                                  | 0         | 1         | 1                  | 0         | 0.5          |
| With structured non accredited trng                       | 0         | 0         | 0                  | 0         | 0.0          |
| No formal training  | 0         | 1         | 1                  | 0         | 0.5          |
| Internship/Working not for Reward                         | 0         | 0         | 0                  | 0         | 0.0          |
| <b>Voluntary and Part time Activities</b>                 | <b>0</b>  | <b>0</b>  | <b>0</b>           | <b>0</b>  | <b>0.0</b>   |
| Part Time Education                                       | 0         | 0         | 0                  | 0         | 0.0          |
| Part Time Employment                                      | 0         | 0         | 0                  | 0         | 0.0          |
| <b>NEET</b>   | <b>0</b>  | <b>0</b>  | <b>0</b>           | <b>0</b>  | <b>0.0</b>   |
| NEET - seeking work or training                           | 0         | 0         | 0                  | 0         | 0.0          |
| NEET - voluntary/internships/PDOs                         | 0         | 0         | 0                  | 0         | 0.0          |
| <b>Not Available to the labour market</b>                 | <b>0</b>  | <b>0</b>  | <b>0</b>           | <b>0</b>  | <b>0.0</b>   |
| Supporting family - young carers                          | 0         | 0         | 0                  | 0         | 0.0          |
| Supporting family - teenage parents                       | 0         | 0         | 0                  | 0         | 0.0          |
| Illness   | 0         | 0         | 0                  | 0         | 0.0          |
| Pregnancy   | 0         | 0         | 0                  | 0         | 0.0          |
| Custodial Sentence  | 0         | 0         | 0                  | 0         | 0.0          |
| Asylum Seekers without Citizenship                        | 0         | 0         | 0                  | 0         | 0.0          |
| Other Reason  | 0         | 0         | 0                  | 0         | 0.0          |
| <b>Others</b>   | <b>1</b>  | <b>2</b>  | <b>3</b>           | <b>0</b>  | <b>1.6</b>   |
| Moved out of area   | 1         | 2         | 3                  | 0         | 1.6          |
| No response   | 0         | 0         | 0                  | 0         | 0.0          |
| Refused to Participate in Survey                          | 0         | 0         | 0                  | 0         | 0.0          |
| <b>Survey Total</b>                                       | <b>92</b> | <b>92</b> | <b>184</b>         | <b>20</b> | <b>100.0</b> |
| <b>SOC breakdown for those in training and employment</b> |           |           |                    |           |              |
| Managerial/professional                                   | 0         | 0         | 0                  | 0         | 0.0          |
| Clerical/secretarial                                      | 0         | 0         | 0                  | 0         | 0.0          |
| Skilled construction                                      | 0         | 1         | 1                  | 0         | 0.5          |
| Skilled engineering                                       | 0         | 0         | 0                  | 0         | 0.0          |
| Electrical/electronic                                     | 0         | 0         | 0                  | 0         | 0.0          |
| Metal forming trades                                      | 0         | 0         | 0                  | 0         | 0.0          |
| Vehicle trades  | 0         | 0         | 0                  | 0         | 0.0          |
| Textile/garments trades                                   | 0         | 0         | 0                  | 0         | 0.0          |
| Other skilled trades                                      | 0         | 0         | 0                  | 0         | 0.0          |
| Protective service occs                                   | 0         | 1         | 1                  | 0         | 0.5          |
| Catering occs   | 0         | 0         | 0                  | 0         | 0.0          |
| Health care occs  | 0         | 0         | 0                  | 0         | 0.0          |
| Childcare & related occs                                  | 0         | 0         | 0                  | 0         | 0.0          |
| Hairdressing & related occs                               | 0         | 0         | 0                  | 0         | 0.0          |
| Other personal service occs                               | 0         | 0         | 0                  | 0         | 0.0          |
| Sales occs  | 0         | 0         | 0                  | 0         | 0.0          |
| Plant/machine ops   | 0         | 0         | 0                  | 0         | 0.0          |
| Agric/forestry/fishing occcs                              | 0         | 0         | 0                  | 0         | 0.0          |
| Labouring/unskilled industrial                            | 0         | 1         | 1                  | 0         | 0.5          |
| Mail workers  | 0         | 0         | 0                  | 0         | 0.0          |
| Unskilled service sector                                  | 0         | 0         | 0                  | 0         | 0.0          |
| Other elementary occs                                     | 0         | 0         | 0                  | 0         | 0.0          |
| Unknown occupations                                       | 0         | 0         | 0                  | 0         | 0.0          |
| <b>SOC Analysis TOTAL</b>                                 | <b>0</b>  | <b>3</b>  | <b>3</b>           | <b>0</b>  | <b>1.6</b>   |